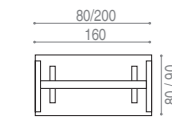
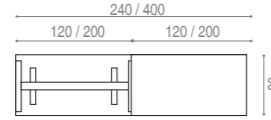


MODELOS Y DIMENSIONES / MODÈLES ET DIMENSIONS / MODELS AND DIMENSIONS

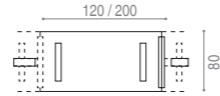
Estas combinaciones son una muestra de posibilidades. Para una información más detallada consulte a su distribuidor. Unidades en cm.
 Ces combinaisons sont un exemple des possibilités qu'offre la série. Pour une information plus détaillée, consulter votre distributeur. Unités en cm.
 These combinations are just a few of the possible options. For further detailed information ask your dealer. Units in cm.



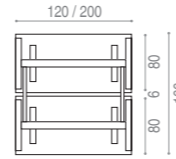
- NS-200 200x80
- NS-180 180x80
- NS-160 160x80
- NS-140 140x80
- NS-120 120x80
- NS-100 100x80
- NS-080 80x80



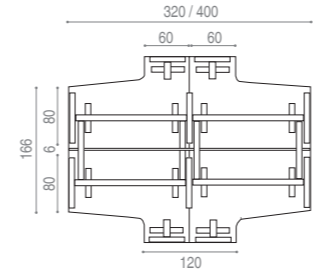
- NS-400 400x80
- NS-360 360x80
- NS-320 320x80
- NS-280 280x80
- NS-240 240x80



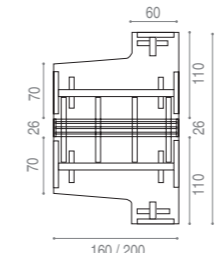
- NS-KP200 200x80
- NS-KP180 180x80
- NS-KP160 160x80
- NS-KP140 140x80
- NS-KP120 120x80



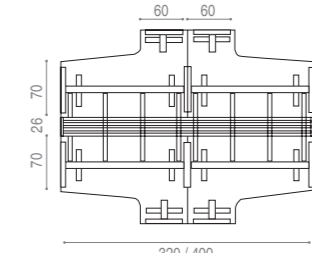
- NS-B200.166 200x166
- NS-B180.166 180x166
- NS-B160.166 160x166
- NS-B140.166 140x166
- NS-B120.166 120x166



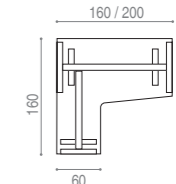
- NS-C400.246 400x246
- NS-C360.246 360x246
- NS-C320.246 320x246



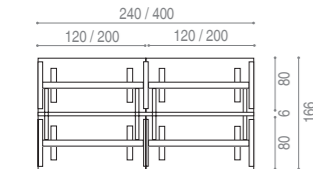
- NS-CEL200.246 200x246
- NS-CEL180.246 180x246
- NS-CEL160.246 160x246



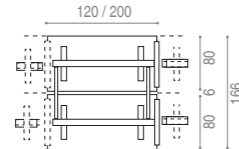
- NS-CEL400.246 400x246
- NS-CEL360.246 360x246
- NS-CEL320.246 320x246



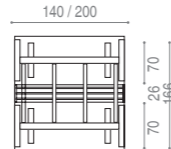
- NS-C200.160I 200x160
- NS-C180.160I 180x160
- NS-C160.160I 160x160



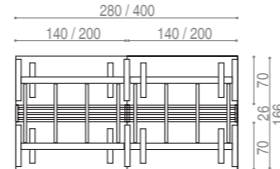
- NS-B400.166 400x166
- NS-B360.166 360x166
- NS-B320.166 320x166
- NS-B280.166 280x166
- NS-B240.166 240x166



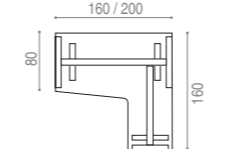
- NS-KPB200.166 200x166
- NS-KPB180.166 180x166
- NS-KPB160.166 160x166
- NS-KPB140.166 140x166
- NS-KPB120.166 120x166



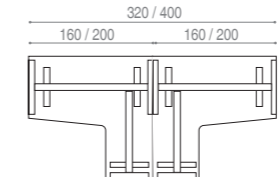
- NS-BEL200.166 200x166
- NS-BEL180.166 180x166
- NS-BEL160.166 160x166
- NS-BEL140.166 140x166



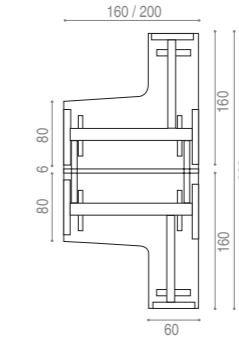
- NS-BEL400.166 400x166
- NS-BEL360.166 360x166
- NS-BEL320.166 320x166
- NS-BEL280.166 280x166



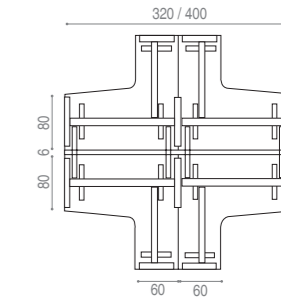
- NS-C200.160D 200x160
- NS-C180.160D 180x160
- NS-C160.160D 160x160



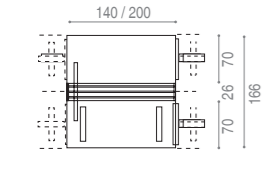
- NS-C400.160 400x160
- NS-C360.160 360x160
- NS-C320.160 320x160



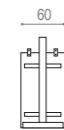
- NS-C200.326 200x326
- NS-C180.326 180x326
- NS-C160.326 160x326



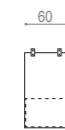
- NS-C400.326 400x326
- NS-C360.326 360x326
- NS-C320.326 320x326



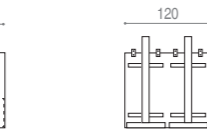
- NS-KPBEL200.166 200x166
- NS-KPBEL180.166 180x166
- NS-KPBEL160.166 160x166
- NS-KPBEL140.166 140x166



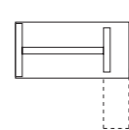
- NS-A120 120x60
- NS-A100 100x60
- NS-A080 80x60



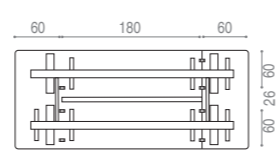
- NS-A120SB 120x60
- NS-A100SB 120x60
- NS-A080SB 120x60



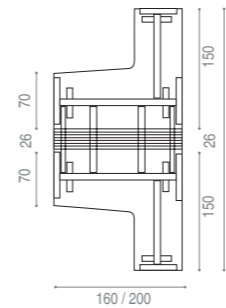
- NS-A120.120 120x120
- NS-A100.120 100x120
- NS-A080.120 80x120



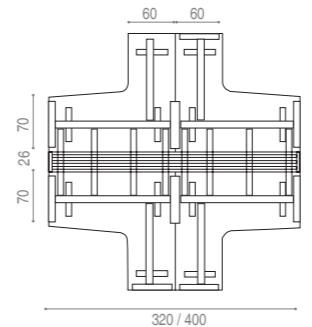
- NS-MMA200 200x80
- NS-MMA180 180x80
- NS-MMA160 160x80



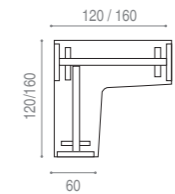
- NS-J 360.126 360x126
- NS-J 300.126 300x126
- NS-J 240.126 240x126
- NS-J 360.146 360x146
- NS-J 300.146 300x146
- NS-J 240.146 240x146



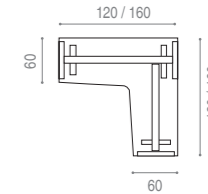
- NS-CEL200.326 200x326
- NS-CEL180.326 180x326
- NS-CEL160.326 160x326



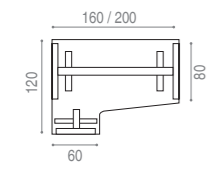
- NS-CEL400.326 400x326
- NS-CEL360.326 360x326
- NS-CEL320.326 320x326



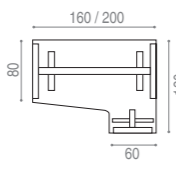
- NS-S090.160I 160x160
- NS-S090.140I 140x140
- NS-S090.120I 120x120



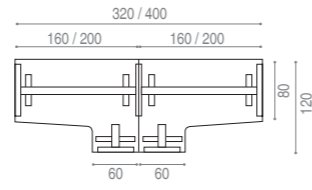
- NS-S090.160D 160x160
- NS-S090.140D 140x140
- NS-S090.120D 120x120



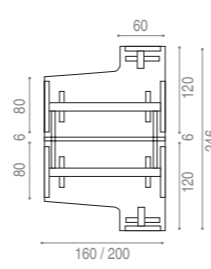
- NS-C200.120I 200x120
- NS-C180.120I 180x120
- NS-C160.120I 160x120



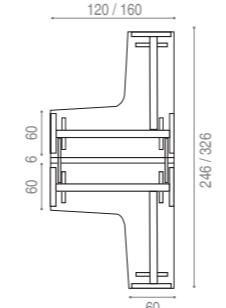
- NS-C200.120D 200x120
- NS-C180.120D 180x120
- NS-C160.120D 160x120



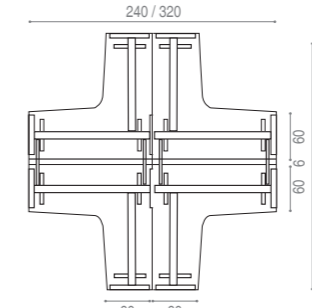
- NS-C400.120 400x120
- NS-C360.120 360x120
- NS-C320.120 320x120



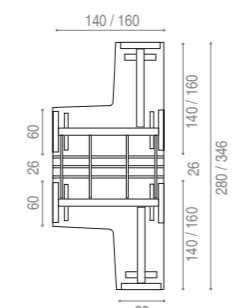
- NS-C200.246 200x246
- NS-C180.246 180x246
- NS-C160.246 160x246



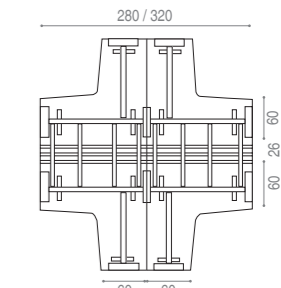
- NS-S090.326.160 326x160
- NS-S090.286.140 286x140
- NS-S090.246.120 246x120



- NS-S090.326 326x320
- NS-S090.286 286x280
- NS-S090.246 246x240



- NS-SEL090.346.160 346x160
- NS-SEL090.306.140 306x140



- NS-SEL090.346 320x346
- NS-SEL090.306 280x306